

Via Giovanni Keplero, 22 20019 Settimo Milanese (MI), Italia
P.IVA 07212330968

Tel: +39 0289550782

Whatsapp: +39 3343516911

E-mail: info@a2zworld.com

Website: www.meanwell.it



Interruttore Magnetotermico Differenziale (RCBO)

Interruttore Magnetotermico Differenziale conforme alla norma IEC/EN 61009-1.

Tipo elettromagnetico

Potere di interruzione nominale 6000A

Versione 3P+N poli


Polo N a sinistra

Corrente differenziale nominale 30, 100, 300mA

Corrente Nominale fino a 40A

Larghezza di 4 moduli

Tipi AC e A



Gli interruttori differenziali sono basati sulla combinazione di un dispositivo differenziale con il principio del magnete permanente e un interruttore con sgancio termico per sovraccarico e sgancio magnetico per cortocircuito. Offrono il vantaggio del funzionamento indipendente dalla tensione del dispositivo differenziale.

Sono comunemente utilizzati in applicazioni domestiche, commerciali e industriali.


Struttura dello SKU



SKU	Categoria	Tipologia	Poli/Moduli	Interruzione	Corrente Nominale
GB56310	RCBO	Tipo AC Curva C	3P + N, 4M	6000A	10A
GB56316	RCBO	Tipo AC Curva C	3P + N, 4M	6000A	16A
GB56320	RCBO	Tipo AC Curva C	3P + N, 4M	6000A	20A
GB56325	RCBO	Tipo AC Curva C	3P + N, 4M	6000A	25A
GB56332	RCBO	Tipo AC Curva C	3P + N, 4M	6000A	32A
GB56340	RCBO	Tipo AC Curva C	3P + N, 4M	6000A	40A
GB56610	RCBO	Tipo AC Curva C	3P + N, 4M	6000A	10A
GB56616	RCBO	Tipo AC Curva C	3P + N, 4M	6000A	16A
GB56620	RCBO	Tipo AC Curva C	3P + N, 4M	6000A	20A
GB56625	RCBO	Tipo AC Curva C	3P + N, 4M	6000A	25A
GB56632	RCBO	Tipo AC Curva C	3P + N, 4M	6000A	32A
GB56640	RCBO	Tipo AC Curva C	3P + N, 4M	6000A	40A
GB66310	RCBO	Tipo A Curva C	3P + N, 4M	6000A	10A
GB66316	RCBO	Tipo A Curva C	3P + N, 4M	6000A	16A
GB66320	RCBO	Tipo A Curva C	3P + N, 4M	6000A	20A
GB66325	RCBO	Tipo A Curva C	3P + N, 4M	6000A	25A
GB66332	RCBO	Tipo A Curva C	3P + N, 4M	6000A	32A
GB66340	RCBO	Tipo A Curva C	3P + N, 4M	6000A	40A

** Si informa che tutti gli articoli sopra indicati sono disponibili. Su richiesta, è possibile fornire ulteriori varianti o soluzioni personalizzate per soddisfare esigenze specifiche.

Product Tips



- | | |
|--|---|
| 1 Neutral line interface | 5 Busbar interface |
| 2 Rated current up to 40A | 6 Sensitivity to residual current A |
| 3 Electromagnetic circuit diagram with overload protection | 7 Contacts position indication window |
| 4 Test button | 8 Rated short circuit breaking capacity 6000A |

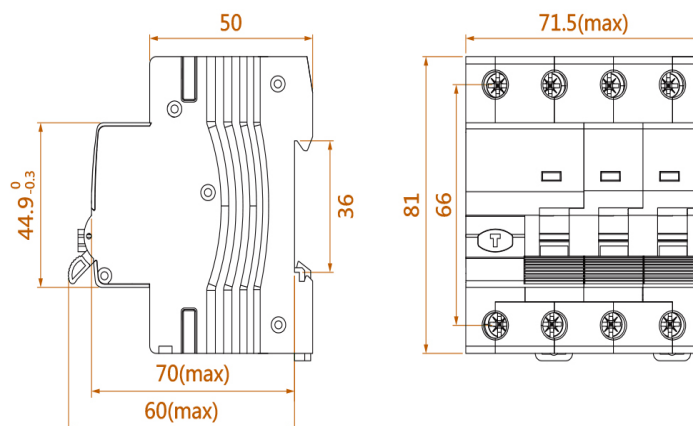
Technical Data

Electrical Features		
International standard		IEC/EN 61009-1
Poles		3P+N
Rated current		6-40A
Tripping characteristics of MCB		B, C
Rated residual current	$I_{\Delta n}$	30, 100, 300mA
Residual current protection type		Electromagnetic
Rated breaking capacity	I_{cn}	6kA
Rated operational voltage	U_e	230/400V AC
Voltage range of the test button T		195.5 - 253V AC
Sensitivity to residual current		AC type - AC Residual current A type - residual AC and pulsating DC current
Rated frequency		50/60Hz
Rated insulated voltage	U_i	400V AC
Rated impulse withstand voltage	U_{imp}	4kV
Dielectric test voltage		2.5kV
Mechanical service life		10000 operation cycles
Electrical service life		4000 operation cycles
Time characteristic of RCD		Undelayed type
Line voltage connection		Arbitrary above or below

Technical Data

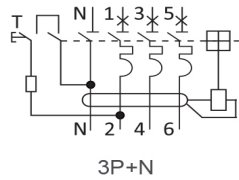
Installation Parameters	
Degree of protection (IP)	IP20, IP40 (when fitted)
Operating ambient temperature	-25°C ~+70°C
Terminal connection type	Cable/Busbar
Connectable conductor cross section	1-25mm ²
Mounting	IEC/EN 60715 top-hat rail 35mm
Fastening torque of terminals	2-3.0N.m
Pollution degree	2
Reference temperature for setting of thermal element	30°C
Altitude	≤ 2000m
Relative humidity	≤ 95%
Resistance to humidity and heat	Class 2
Installation class	III

Dimensions

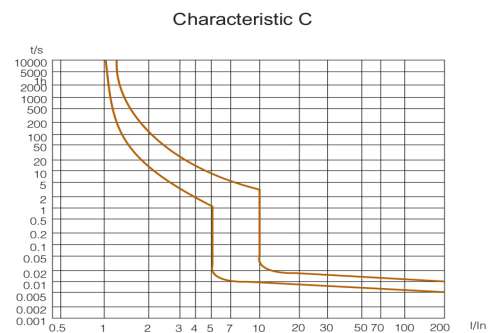
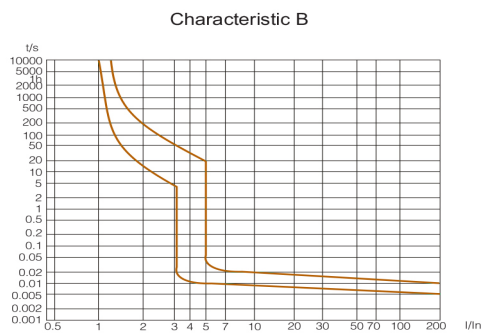


Technical Data

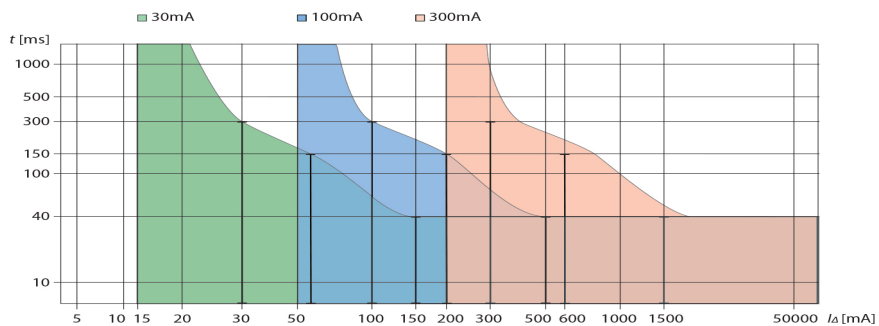
Wiring Diagrams



Tripping Characteristics of MCB



Tripping Characteristics of RCD



Technical Data

Dependence of Tripping Characteristics on Ambient Temperature

T [°C]	In (T) [A]							
	6 A	10 A	13 A	16 A	20 A	25 A	32 A	40 A
-20	8	13.5	17	20	24.5	29.8	39.5	50.5
-15	7.8	13.3	16.8	19.8	24.3	29.7	39.3	50.4
-10	7.6	13	16.5	19.5	24	29.5	39	50.2
-5	7.3	12.7	16.1	19.2	23.8	29.3	38.8	50
0	7.2	12.5	15.8	19.1	23.7	29.2	38.6	48.8
5	7	12.3	15.5	18.8	23.5	29	38.4	48.6
10	6.8	12.1	15.2	18.6	23.3	28.8	38.2	48.4
15	6.6	12	14.9	18.5	23.1	28.6	38	48.1
20	6.4	11.8	14.7	18.3	22.8	28.4	37.8	47.8
25	6.2	11.5	14.1	18	22.6	28.2	37.5	47
30	6	10	13	16	20	25	32	40
35	6	9.9	12.8	15.7	19.7	24.6	31.5	39.2
40	5.9	9.8	12.5	15.4	19.3	24.3	31.1	38.3
45	5.83	9.8	12.2	15.1	18.8	24	30.8	38.3
50	5.72	9.6	11.7	14.9	18.5	23.8	30.1	38
55	5.65	9.5	11.5	14.7	18.2	23.5	29.5	36.5
60	5.5	9	11.2	14.5	17.8	23	28.5	35
65	5.4	8.6	11	14	17.5	22	27.5	34
70	5.2	8	10.8	13.8	17.3	21.5	27	32.5